



UNICABLE solar cables

# READY TO USE


UNICABLE is the reference cable for connecting your solar panels. Its high-quality design (cable, 100% extra-soft tinned copper, UV-resistant sheath, Stäubli MC4 connector) guarantees optimum energy transfer and long service life.



## + UNITECK

- Quick and simple to install, fast solar connectors
- No power loss (tinned copper wire + suitable cross-section)
- Extreme conditions resistant cable (-40°C to 120°C)
- UV resistant cable
- Water resistant cable Immersion AD7
- Fireproof caoutchouc outer sheath type EM8, no halogen type EI6

Designed, made in France



UNICABLE solar cables

## ■ SPECIFICATIONS

	4 mm <sup>2</sup>	6 mm <sup>2</sup>	10 mm <sup>2</sup>
<b>System</b>			
Rated voltage	1/1 kVac 1,5/1,5 kVcc		
Max. voltage	1,2 kVac 1,8 kVcc		
Test voltage	6,5 kVac 15 kVcc		
<b>Composition</b>			
Color	Black (RAL 9005) / Red (RAL 3013)		
Average weight	57kg/km	78kg/km	124kg/km
Average diameter Ø	5,6mm <sup>2</sup>	6,2mm <sup>2</sup>	7,2mm <sup>2</sup>
Conductors	Flexible tinned copper, class 5		
Identification wire	H type		
Outer sheath	Low-smoke, halogen-free rubber (LSZH) - EM8 and EI6		
Insulation	Non-toxic cross-linked elastomer - Z2 quality (EN 50618)		
<b>Performances</b>			
Radius of curvature	Ø x 6		
Shock resistance	AG2 medium impact		
Water resistance	yes (AD7 - immersion)		
UV resistance	yes (EN 50618 - IEC 62930)		
Smoke emission	Light transmittance > 60% (EN 61034 - IEC 61034)		
Flame propagation	H ≤ 425mm (EN 60332-1-2)		
Operating temperature	-40°C / +90°C		
Max. short-circuit temperature	250°C		
European regulations (CPR)	ECA		
<b>Warranty</b>			
Duration	5 years	5 years	5 years




## Connexion kit

### COMPLETE SINGLE PANEL CONNECTION KITS



They can be connected quickly and easily to the panels and the controller via their quick solar connectors.  
With a 6 or 4 mm<sup>2</sup> cross-section, they optimize your electrical performance.

They are equipped with a fuse kit (Uniconnect 1.6 and 1.4S) to protect your installation and your battery, supplied with a UV-resistant waterproof roof-pass (Uniconnect 1.6 and 1.4E) or cable glands (Uniconnect 1.4S) and battery terminals (diam.8).

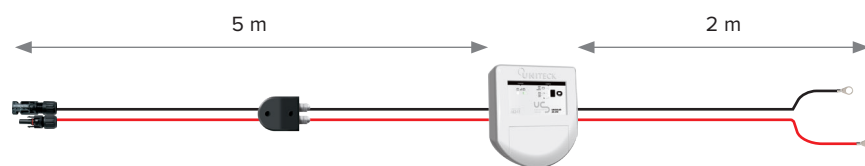


#### UNICONNECT 1.6

Included:

- Panel> regulator connection: 2 x 8 m cable, 6 mm<sup>2</sup> with solar connectors + waterproof roof-pass
- Regulator> Battery connection: 2 x 2 m cable + 6mm<sup>2</sup> battery terminals diam.8 + fuse protection kit

Ref 0200

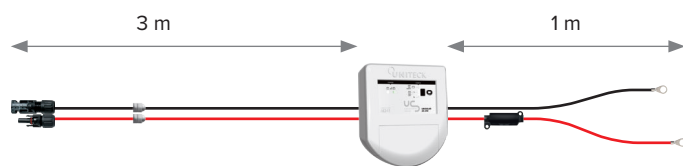


#### UNICONNECT 1.4E

Included:

- Panel> regulator connection: 2 x 5 m cable, 4 mm<sup>2</sup> with solar connectors + waterproof roof-pass
- Regulator> Battery connection: 2 x 2 m cable + 4mm<sup>2</sup> battery terminals diam.8

Ref 1955



#### UNICONNECT 1.4S

included :


- Panel> regulator connection: 2 x 3 m cable, 4 mm<sup>2</sup> with solar connectors + cable glands
- Regulator> battery connexion: 2 x 1 m cable, 4 mm<sup>2</sup>+ fuse protection kit

Ref 0811



## UNICABLE solar cables

### CONNECTION OUTPUT PANEL



#### UNICABLE SP 2,5,0,2

Panel output cable,  
2,5 mm<sup>2</sup> - 2 x 0,2 m, black + red  
Max panel 100W  
Ref 3256

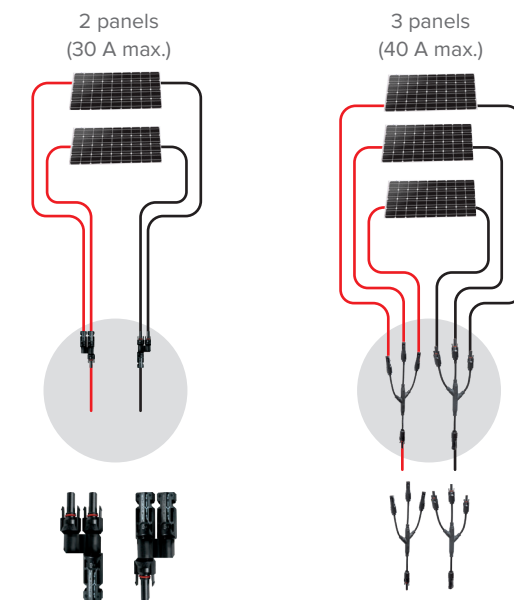
#### UNICABLE SP 2,5,0,5

Panel output cable,  
2,5 mm<sup>2</sup> - 2 x 0,5 m, black + red  
Max panel 100W  
Ref 1740

### CONNECTION MULTI-PANEL



#### Parallel multi-panel option



#### Parallel connectors kit 2 panels

Ref 0231

#### Parallel connectors kit 3 panels


Ref 0163



	Designation	Cross-section	Length	Color
Ref 2921	412 BR	4mm <sup>2</sup>	2 x 1 m	black + red
Ref 2938	452 BR	4mm <sup>2</sup>	2 x 5 m	black + red
Ref 2945	4102 BR	4mm <sup>2</sup>	2 x 10 m	black + red
Ref 0873	612 BR	6mm <sup>2</sup>	2 x 1 m	black + red
Ref 2143	632 BR	6mm <sup>2</sup>	2 x 3 m	black + red
Ref 2150	652 BR	6mm <sup>2</sup>	2 x 5 m	black + red
Ref 2952	6102 BR	6mm <sup>2</sup>	2 x 10 m	black + red
Ref 2969	6202 BR	6mm <sup>2</sup>	2 x 20 m	black + red

Section = copper resistivity (= 0.21) x back and forth length (in meters) x current / acceptable voltage drop (0.5% for optimum charge)

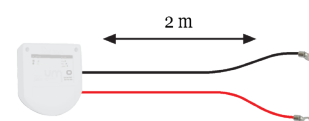
#### Multi-panel option as standard



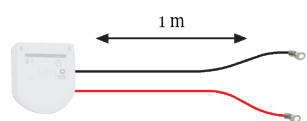
	Designation	Cross-section	Length	Color
Ref 2563	412 B	4mm <sup>2</sup>	1m	black
Ref 2570	432 B	4mm <sup>2</sup>	3m	black
Ref 2587	452 B	4mm <sup>2</sup>	5m	black
Ref 2167	612 B	6mm <sup>2</sup>	1m	black
Ref 2174	632 B	6mm <sup>2</sup>	3m	black
Ref 2181	652 B	6mm <sup>2</sup>	5m	black

## CHARGE CONTROLLER > BATTERY CONNECTION

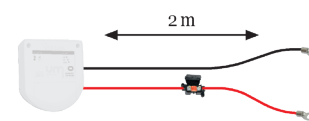
Designed, made in France



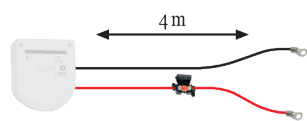
**4.2M Battery connection kit**  
2 x 2 m of 4 mm<sup>2</sup> cables  
+ 2 round terminals diam.8  
Ref 3430



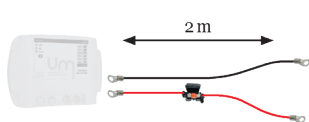
**6.2M Battery connection kit**  
2 x 2 m of 6 mm<sup>2</sup> cables  
+ 2 round terminals diam.8  
Ref 3034



**6.2M Battery connection kit**  
2 x 2 m of 6 mm<sup>2</sup> cables  
+ 2 round terminals diam.8  
+ 1 fuse protection kit  
Ref 0347



**6.4M Battery connection kit**  
2 x 4 m of 6 mm<sup>2</sup> cable  
+ 2 round terminals diam.8  
+ 1 fuse protection kit  
Ref 0354



**16.2 M Battery connection kit**  
2 x 2 m 16 mm<sup>2</sup> cable  
+ 2 round terminals diam.8  
+ 1 fuse protection kit  
Ref 1535

## CABLE ACCESSORIES



**Waterproof Roof-pass**  
UV resistant  
(for 4-6 mm<sup>2</sup> cable)  
Ref 0248



**Reverse current protection**  
20 A anti-reverse current diode inside. Connects on the + connector of the panel  
Ref 1702



**Fast solar connectors kit MC4**  
1 male + 1 female  
(for 4-6 mm<sup>2</sup> cable)  
Ref 0712



**PRIMER 507**  
To prepare the surface before the glue (metal, plastic, painted surfaces).  
Ref 4239



**Caps for solar connectors kit**  
1 male + 1 female  
Ref 0170



**Fast solar connectors kit MC4 - STÄUBLI**  
1 male + 1 female  
(for 10 mm<sup>2</sup> cable)  
Ref 4802



**Instant glue**  
Professional multi-material (aluminium, steel, plastic) high performance. Ideal for attaching camper supports, deck-pass / roof-pass ...  
Ref 2099



**Deck-pass/ bulkhead-pass**  
UV resistant with the fast solar connectors  
Ref 1481



**Pair of flush-mounting sockets MC4 - STÄUBLI**  
1 male + 1 female  
(for 4-6 mm<sup>2</sup> cable)  
Ref 4864

## FUSE PROTECTIONS

Fuse protection kit (fuse holder + fuse)



Max. power  
12V battery 24V battery

Extra fuses (x3)

Ref 4093	<b>30 A/32 V</b>	350 W	700 W	Ref 3225
Ref 4109	<b>40 A/32 V</b>	450 W	900 W	Ref 3232
Ref 0330	<b>60 A/32 V</b>	700 W	1400 W	Ref 1160
Ref 0217	<b>80 A/32 V</b>	950 W	1900 W	Ref 0187
Ref 0224	<b>100 A/32 V</b>	1200 W	2400 W	Ref 0194



Max. power  
12V battery 24V battery

Extra fuses (x3)

Ref 0385	<b>125 A/32 V</b>	1500 W	3000 W	Ref 1344
Ref 0392	<b>150 A/32 V</b>	1800 W	3600 W	Ref 1351
Ref 0439	<b>200 A/32 V</b>	2400 W	4800 W	Ref 1368
Ref 0606	<b>250 A/32 V</b>	3000 W	6000 W	Ref 1375



UNICABLE solar cables

## PANEL > CHARGE CONTROLLER

Designed, made in France



	Designation	Cross section	Length	Color
Ref 3041	411 BR	4mm <sup>2</sup>	2 x 1m	Black + Red
Ref 1917	451 BR	4mm <sup>2</sup>	2 x 5m	Black + Red
Ref 2709	481 BR	4mm <sup>2</sup>	2 x 8m	Black + Red
Ref 2716	4101 BR	4mm <sup>2</sup>	2 x 10m	Black + Red
Ref 1023	651 BR	6mm <sup>2</sup>	2 x 5m	Black + Red
Ref 0880	681 BR	6mm <sup>2</sup>	2 x 8m	Black + Red
Ref 0897	6101 BR	6mm <sup>2</sup>	2 x 10m	Black + Red
Ref 0903	6151 BR	6mm <sup>2</sup>	2 x 15m	Black + Red
Ref 3027	6201 BR	6mm <sup>2</sup>	2 x 20m	Black + Red

## MADE-TO-MEASURE CABLES

Designed, made in France



	Designation	Cross section	Length	Color
Ref 4826	4B5	4mm <sup>2</sup>	5m	Black
Ref 4888	4R5	4mm <sup>2</sup>	5m	Red
Ref 4833	4B10	4mm <sup>2</sup>	10m	Black
Ref 4895	4R10	4mm <sup>2</sup>	10m	Red
Ref 4840	4B20	4mm <sup>2</sup>	20m	Black
Ref 4901	4R20	4mm <sup>2</sup>	20m	Red
Ref 4857	4B30	4mm <sup>2</sup>	30m	Black
Ref 4918	4R30	4mm <sup>2</sup>	30m	Red
Ref 2211	4B50	4mm <sup>2</sup>	50m	Black
Ref 2228	4R50	4mm <sup>2</sup>	50m	Red
Ref 1924	4B100	4mm <sup>2</sup>	100m	Black
Ref 1931	4R100	4mm <sup>2</sup>	100m	Red
Ref 4703	6B5	6mm <sup>2</sup>	5m	Black
Ref 4765	6R5	6mm <sup>2</sup>	5m	Red
Ref 4710	6B10	6mm <sup>2</sup>	10m	Black
Ref 4772	6R10	6mm <sup>2</sup>	10m	Red
Ref 4727	6B20	6mm <sup>2</sup>	20m	Black
Ref 4789	6R20	6mm <sup>2</sup>	20m	Red
Ref 4734	6B30	6mm <sup>2</sup>	30m	Black
Ref 4796	6R30	6mm <sup>2</sup>	30m	Red
Ref 2198	6B50	6mm <sup>2</sup>	50m	Black
Ref 2204	6R50	6mm <sup>2</sup>	50m	Red
Ref 0774	6B100	6mm <sup>2</sup>	100m	Black
Ref 0781	6R100	6mm <sup>2</sup>	100m	Red
Ref 4642	10B5	10mm <sup>2</sup>	5m	Black
Ref 4659	10B10	10mm <sup>2</sup>	10m	Black
Ref 4666	10B20	10mm <sup>2</sup>	20m	Black
Ref 4673	10B30	10mm <sup>2</sup>	30m	Black
Ref 4680	10B50	10mm <sup>2</sup>	50m	Black

**i** Section = copper resistivity (= 0.21) x back and forth length (in meters) x current / acceptable voltage drop (0.5% for optimum charge).  
ex : 10m avec panneau 300W  
= 9,82A / 30,5V  
= ( 0,021 x 2x10m x 9,82A) / 5% x 30,5V = 2,7mm<sup>2</sup>